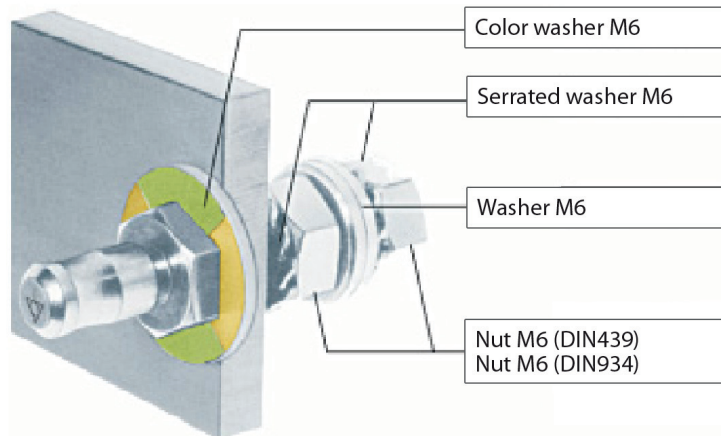


PE panel connector complete

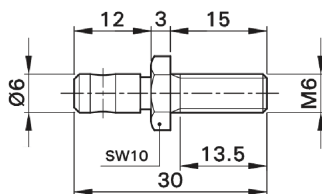


PE Built In Plug complete containing:

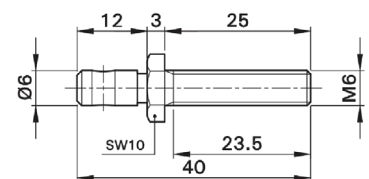
PE Built In Plug made of nickel-plated brass - $\varnothing 6\text{mm}$, color washer M6 (green/yellow), serrated washer M6 (DIN6798), nut M6 (DIN439), nut M6 (DIN934), washer M6 (DIN125) to screw into instruments, beds or wallrails for potential equalization.

Delivered in four standards:

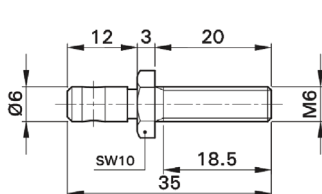
15 mm
Item No. 2005729



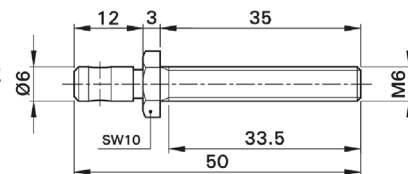
25 mm
Item No. 2005731



20 mm
Item No. 2005730



35 mm
Item No. 2005732



Other lengths on request

Changes and errors excepted.